

2.7 - Student Satisfaction Survey
**2.7.1 - Student Satisfaction Survey (SSS) on overall
institutional performance**
**(Institution may design its own questionnaire). Results
and details need to be provided
as a weblink**

NATIONAL ASSESSMENT AND ACCREDITATION COUNCIL (NAAC)

STUDENT SATISFACTION SURVEY (2022-2023)

KEY INDICATOR - 2.7.1

UNDER CRITERION II OF TEACHING – LEARNING AND EVALUATION



Participate in Student Satisfaction Survey (SSS)

Dear Students,
NAAC (National Assessment and Accreditation Council) has endeavoured Student Satisfaction Survey (SSS) the results of which will encompass the accreditation process. The Survey will capture Student responses from the list of students provided by the Higher Education Institutes (HEIs). This survey is conducted by as per the direction and guidelines by NAAC, to give an opportunity to the students to have their say in assessment and quality improvement process. IQAC will send SSS link to the students and get the responses through the departments. Except particular student, nobody will know, what they have responded. This the students will remain anonymous through out the process.



Have your say in quality improvement

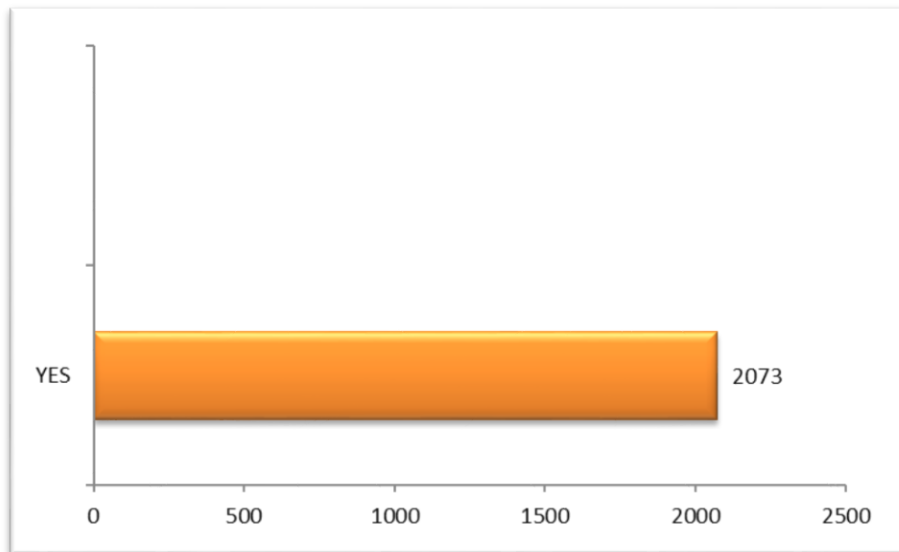
- Rate your Institution**
The questionnaire is based on the Likert type scale that means the students will have to give responses on a scale of 0 to 4, with the most positive response being rated as 4 and the most negative response being rated as 0. Analysis of the survey is done using software which will aggregate the responses and generate the score of Student Satisfaction Survey which is important Key Indicator in overall grade of institution.
- Identity Not Disclosed**
Students are randomly selected for the survey by system. Except particular student nobody will know which student has received the SSS email and what they have responded. Thus the students will remain anonymous throughout the process.
More details on survey are available on NAAC website <http://www.naac.gov.in/> **apply-now**
- Suggest Improvements**
In SSS, twenty of the twenty one questions will be objective in nature, while one question is open ended to elicit observations and suggestions for improvements thereby providing an opportunity to the student to give suggestions and criticisms in their own words. The questionnaire consists of several facets of the teaching learning process.
- Student Survey has 30 to 60 weightage (as per type of institution) in the scoring of institutional Grade and hence responses from students can play a critical role in determining institutional grade. It is desired that active participation of students in survey will not only empower the students but also help institutions in continuous quality improvement through student engagement.**



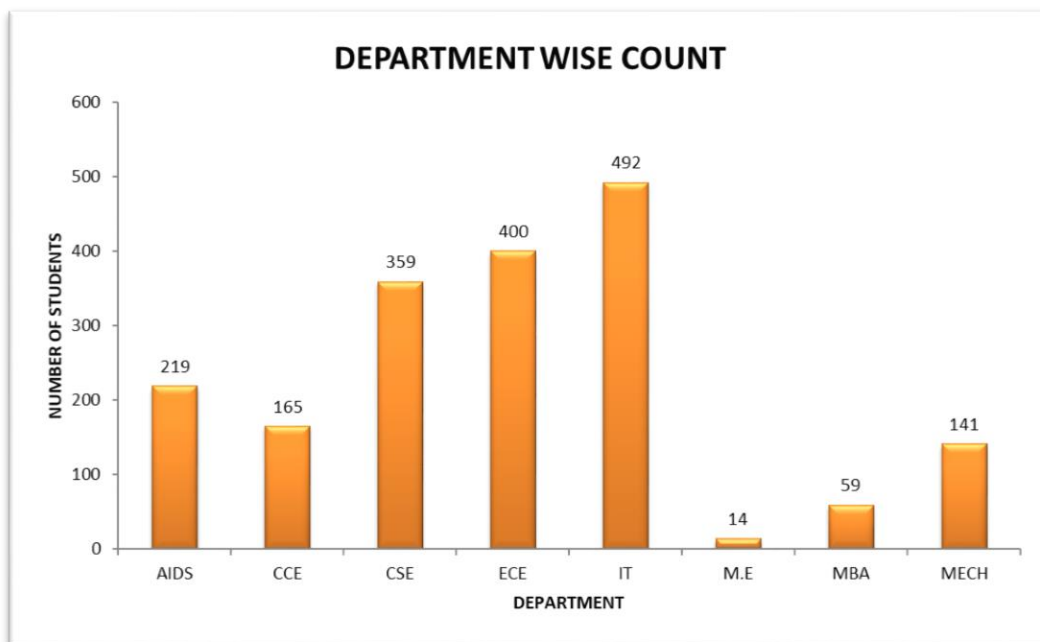
If you have any queries, kindly contact your Mentor



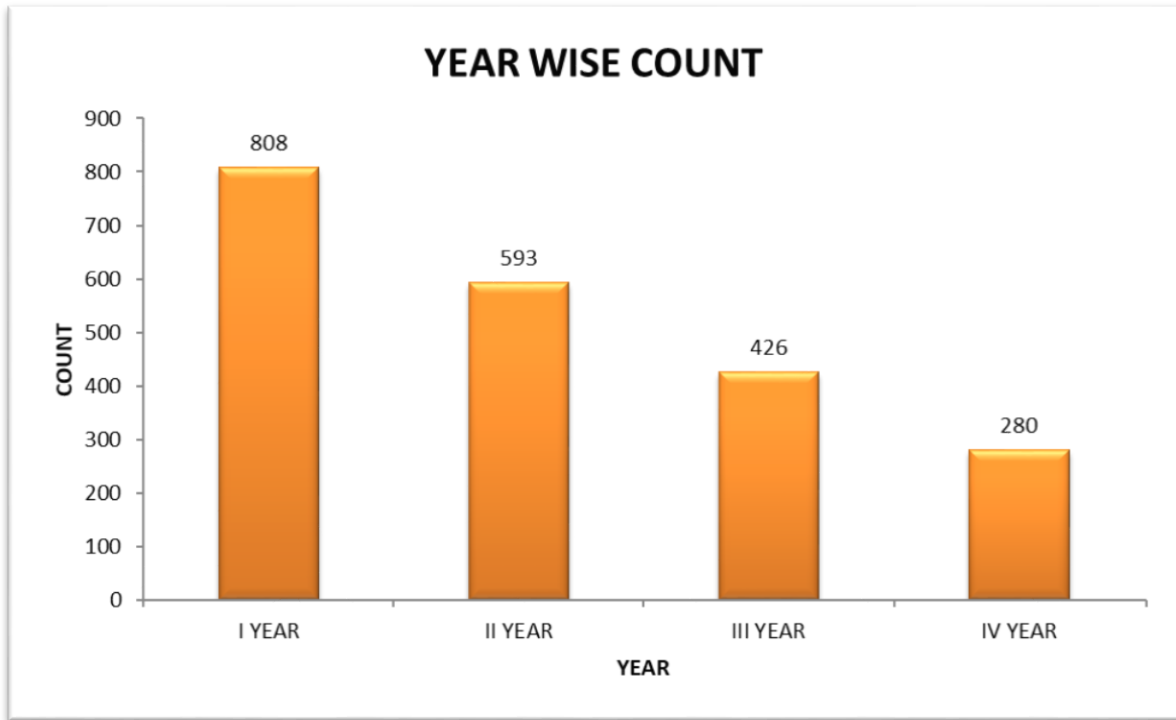
A. PLEASE CONFIRM THIS IS THE FIRST AND ONLY TIME YOU ANSWER THIS SURVEY.



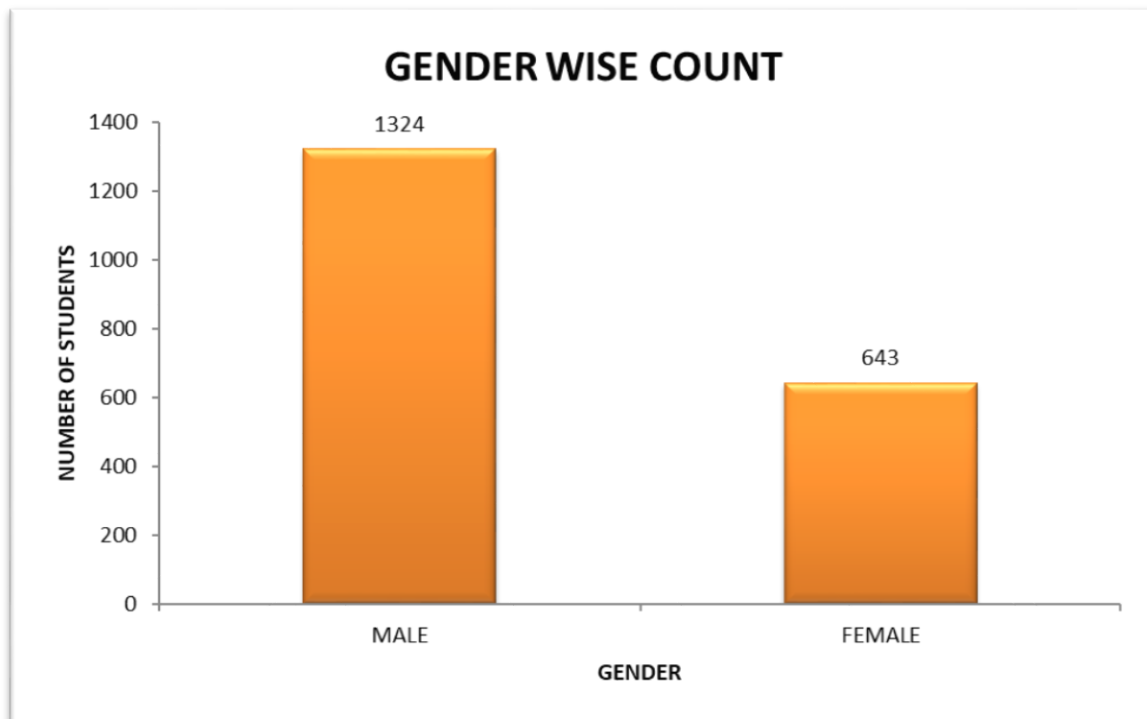
B. DEPARTMENT



C. YEAR



D. GENDER



Instructions to fill the questionnaire

- All questions should be compulsorily attempted.
- Each question has five responses, choose the most appropriate one.
- The response to the qualitative question no. 24 is student's opportunity to give suggestions or improvements; she/he can also mention weaknesses of the institute here.

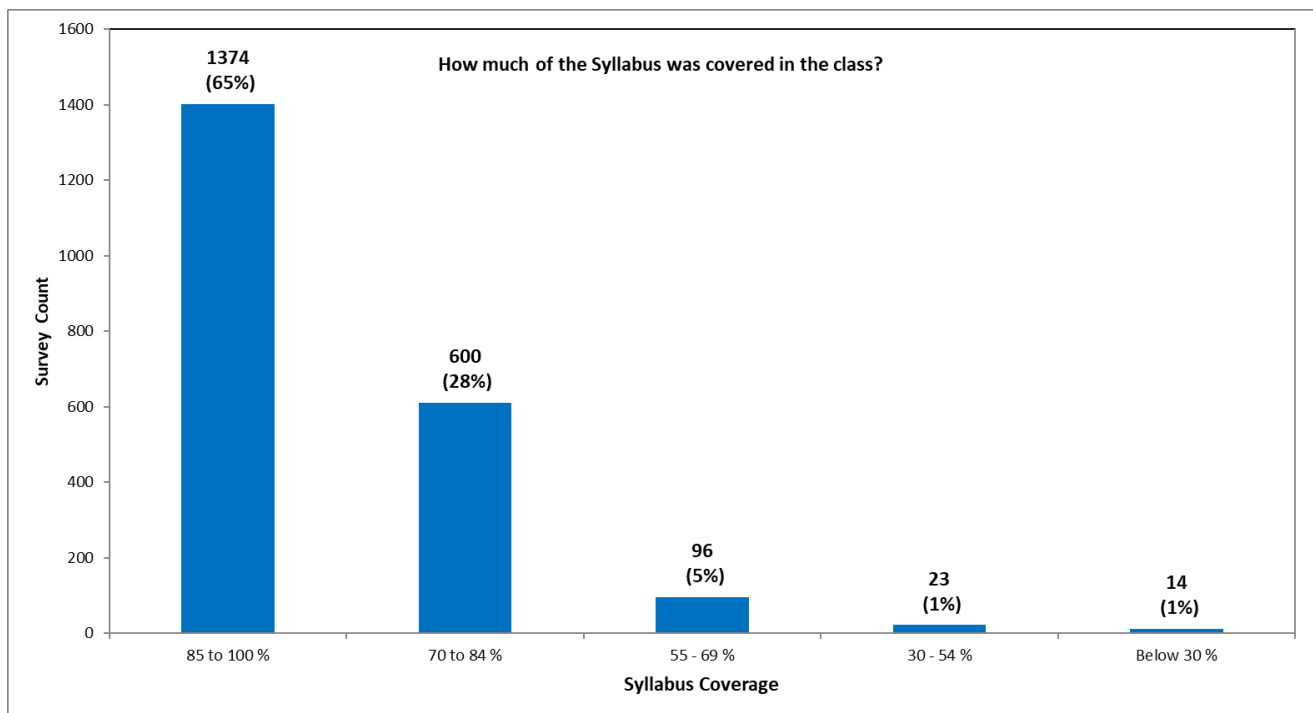
Criterion II – Teaching–Learning and Evaluation

Student Satisfaction Survey on Teaching Learning

Process Following are questions for online student satisfaction survey regarding Teaching Learning process

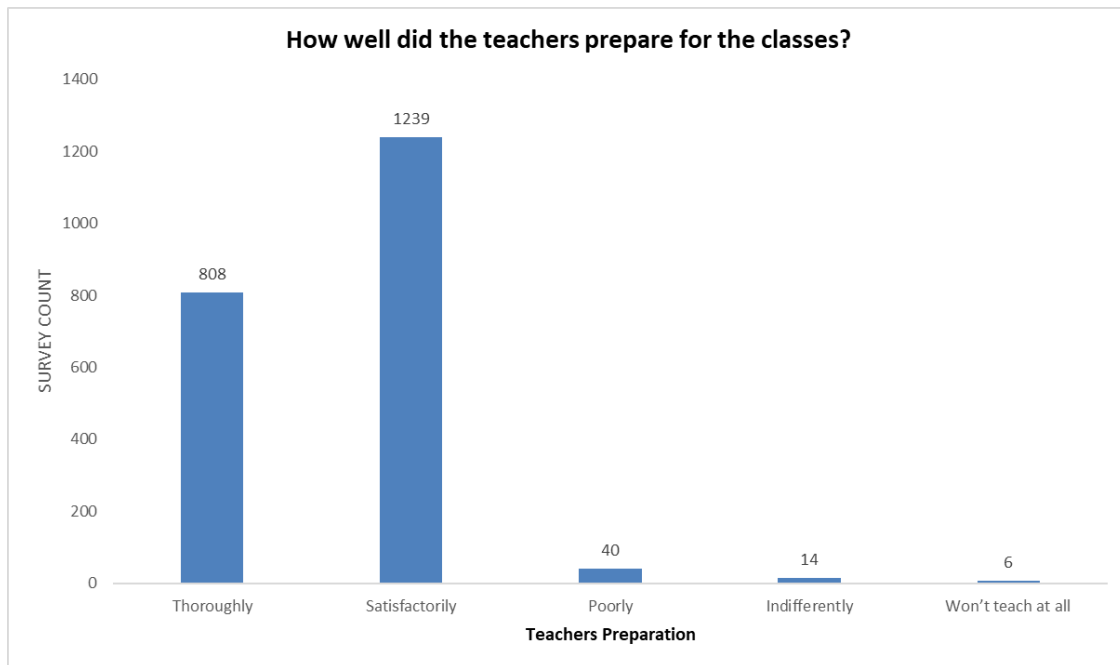
1. HOW MUCH OF THE SYLLABUS WAS COVERED IN THE CLASS?

- 4 - 85 to 100 %
- 3 - 70 to 84 %
- 2 - 55 - 69 %
- 1 - 30 - 54 %
- 0 - Below 30 %



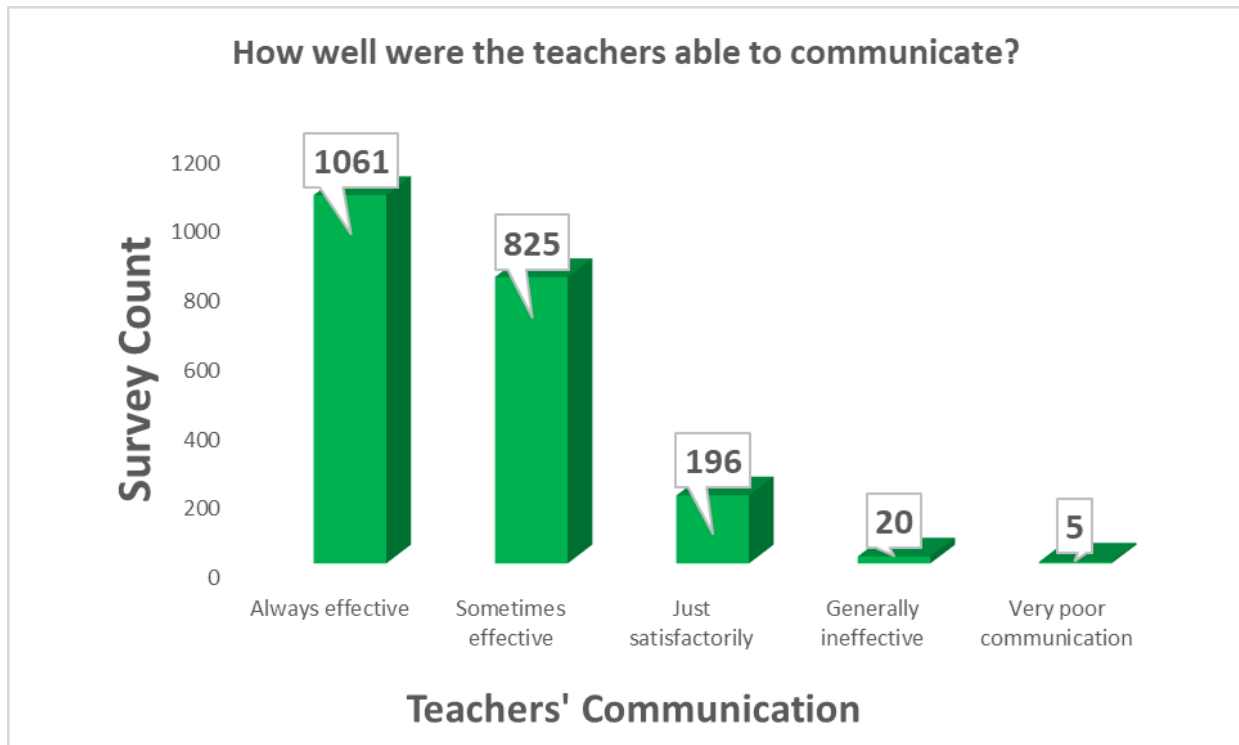
2. HOW WELL DID THE TEACHERS PREPARE FOR THE CLASSES?

- 4 – Thoroughly
- 3 – Satisfactorily
- 2 – Poorly
- 1 – Indifferently
- 0 – Won't teach at all



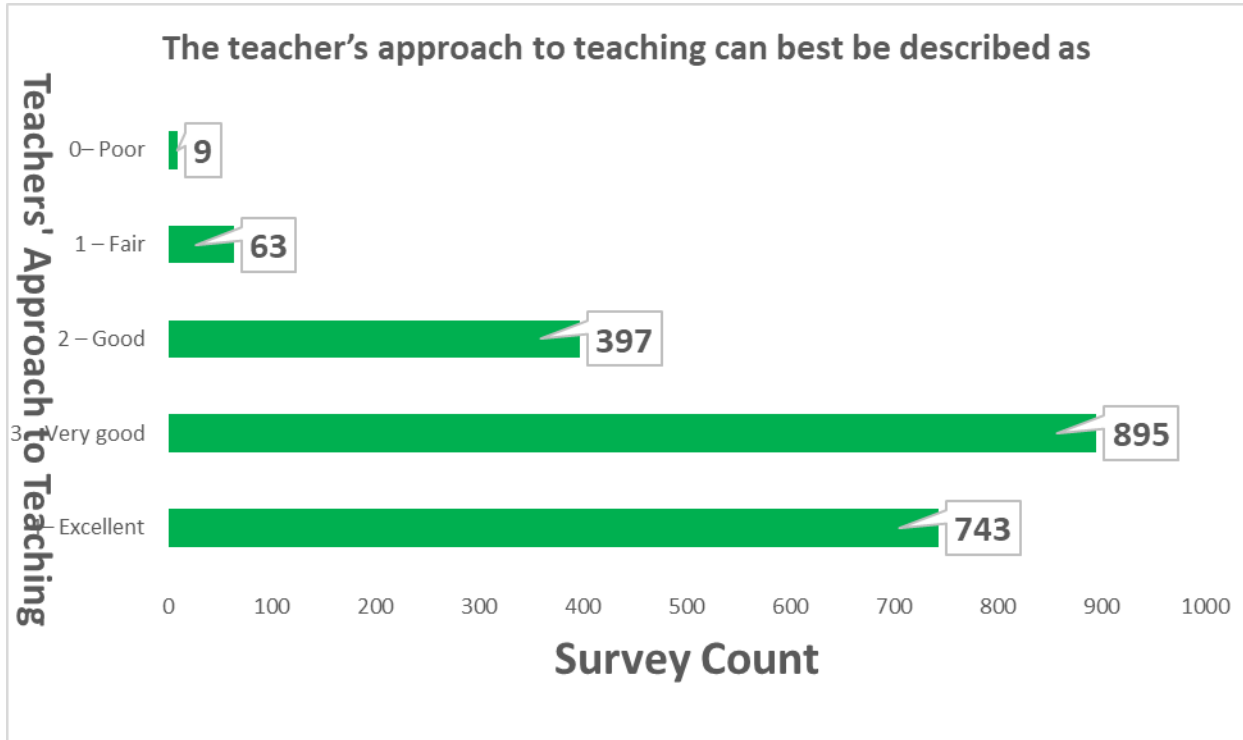
3. HOW WELL WERE THE TEACHERS ABLE TO COMMUNICATE?

- 4 – Always Effective
- 3 – Sometimes Effective
- 2 – Just satisfactorily
- 1– Generally Ineffective
- 0– Very poor Communication



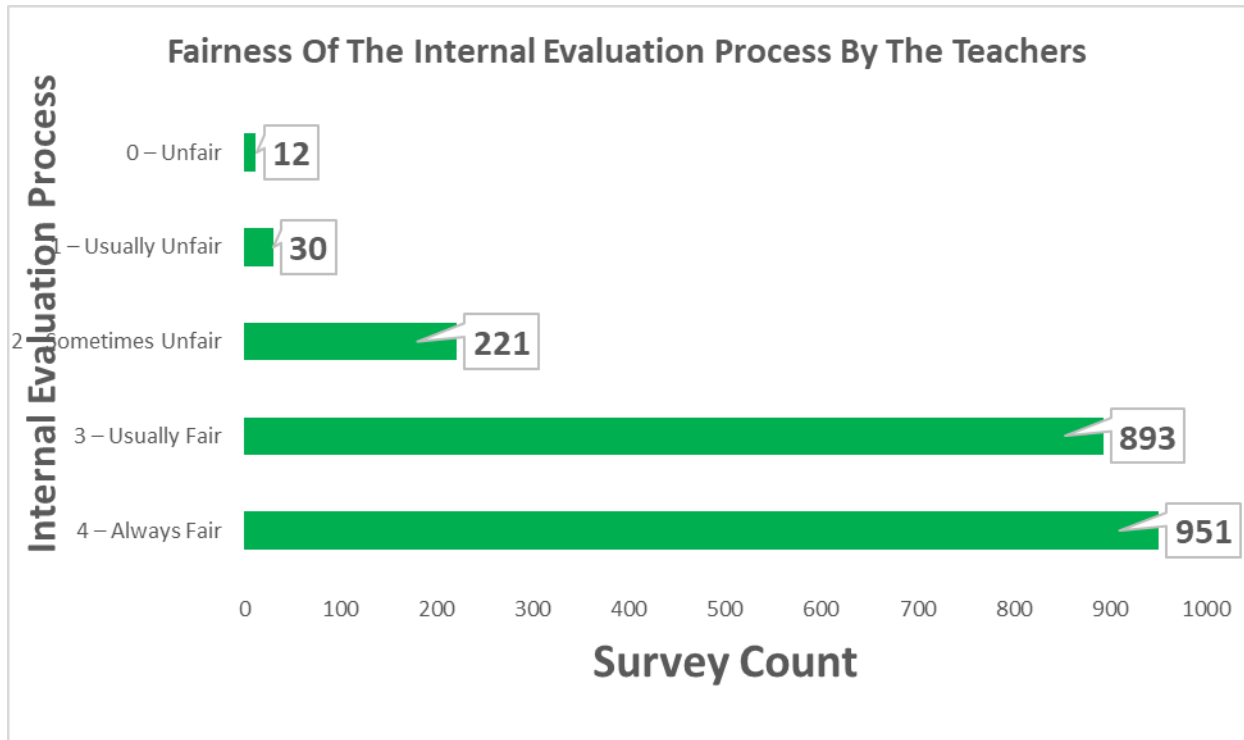
4. THE TEACHER'S APPROACH TO TEACHING CAN BEST BE DESCRIBED AS

- 4- Excellent
- 3 - Very good
- 2 - Good
- 1 - Fair
- 0- Poor



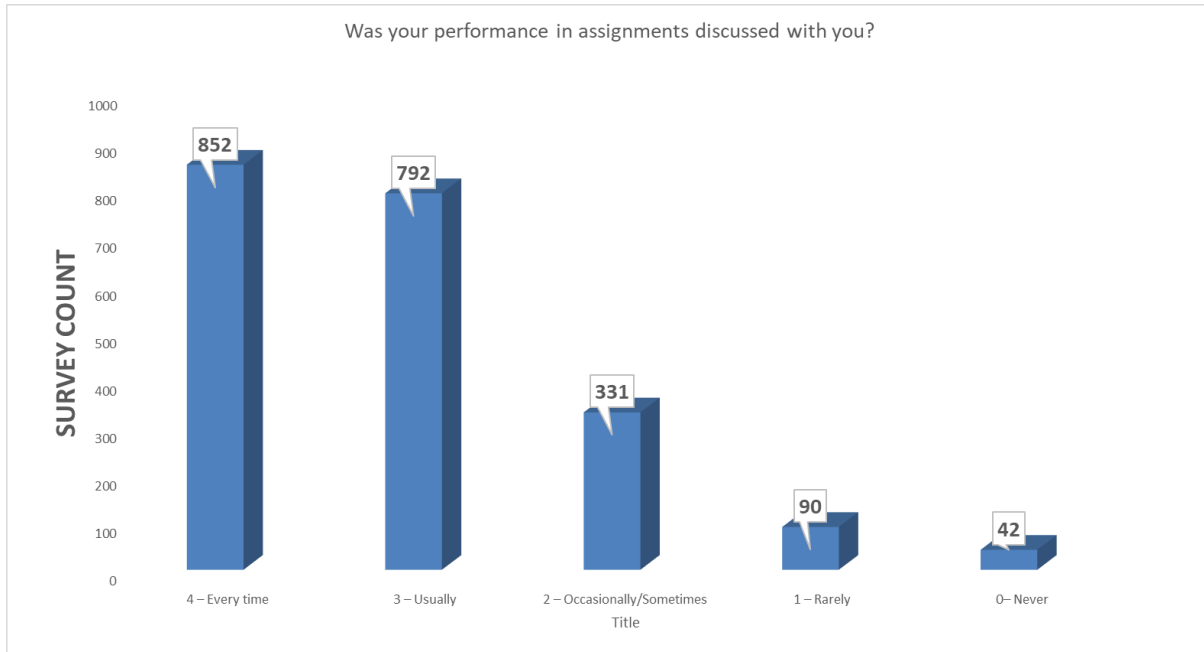
5. FAIRNESS OF THE INTERNAL EVALUATION PROCESS BY THE TEACHERS.

- 4 – Always Fair
- 3 – Usually Fair
- 2 – Sometimes Unfair
- 1 – Usually Unfair
- 0 – Unfair



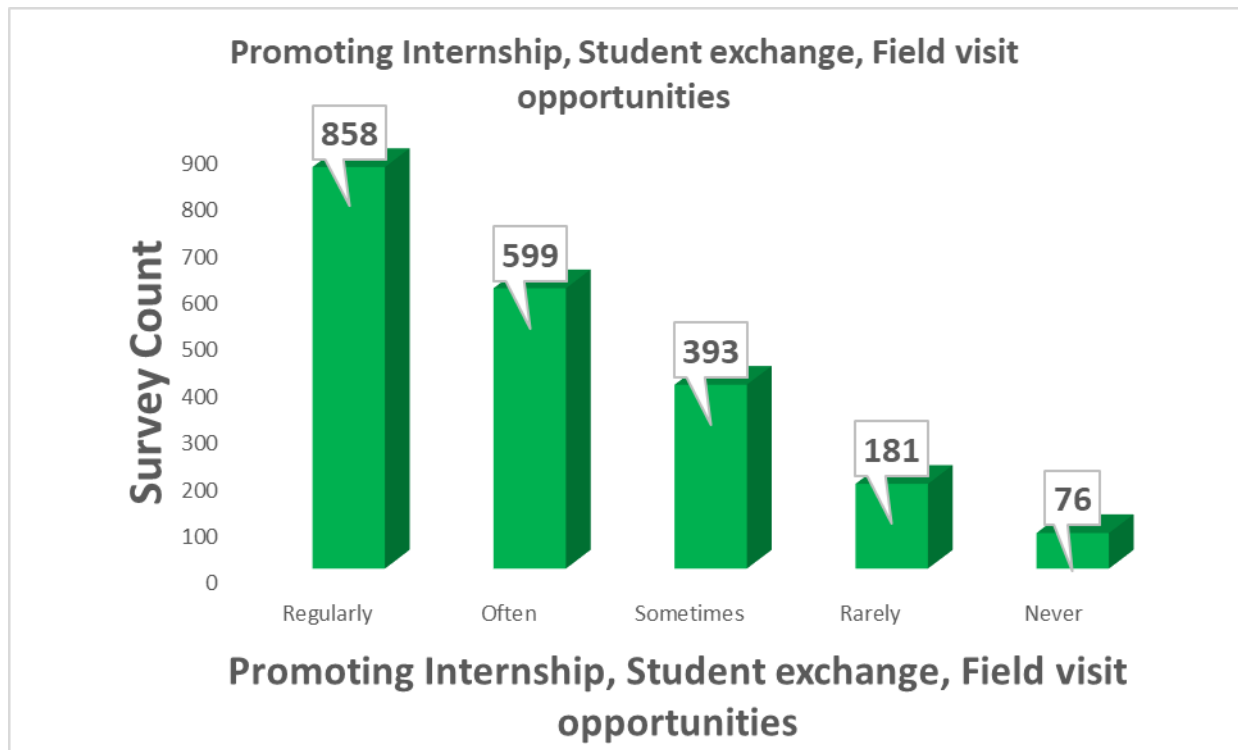
6. WAS YOUR PERFORMANCE IN ASSIGNMENTS DISCUSSED WITH YOU?

4 – Every time 3 – Usually 2 – Occasionally/Sometimes 1 – Rarely 0– Never



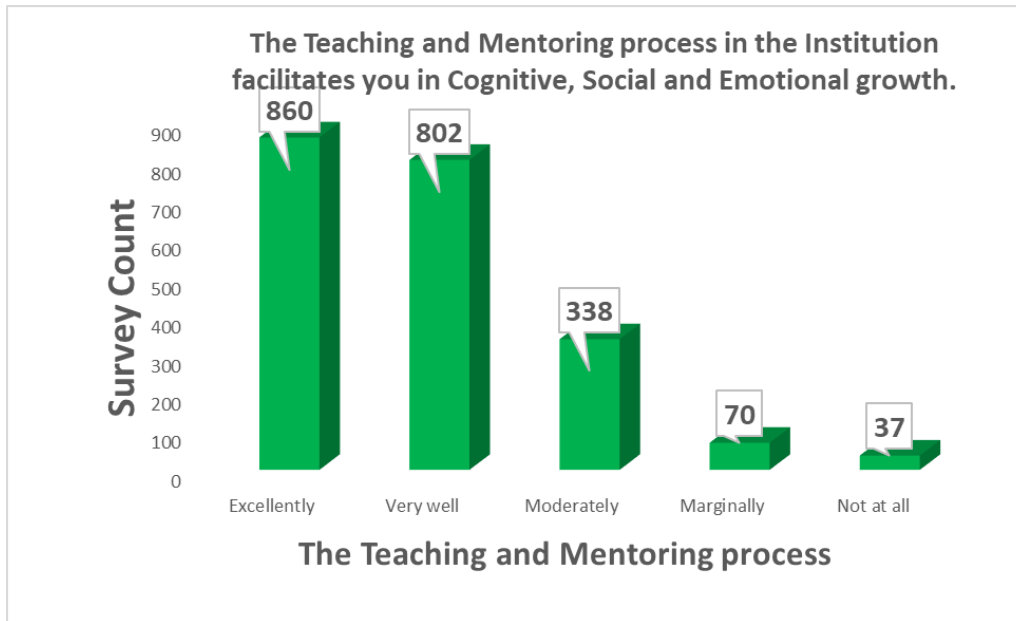
7. THE INSTITUTE TAKES ACTIVE INTEREST IN PROMOTING INTERNSHIP, STUDENT EXCHANGE, FIELD VISIT OPPORTUNITIES FOR STUDENTS.

4 – Regularly 3 – Often 2 – Sometimes 1 – Rarely 0– Never



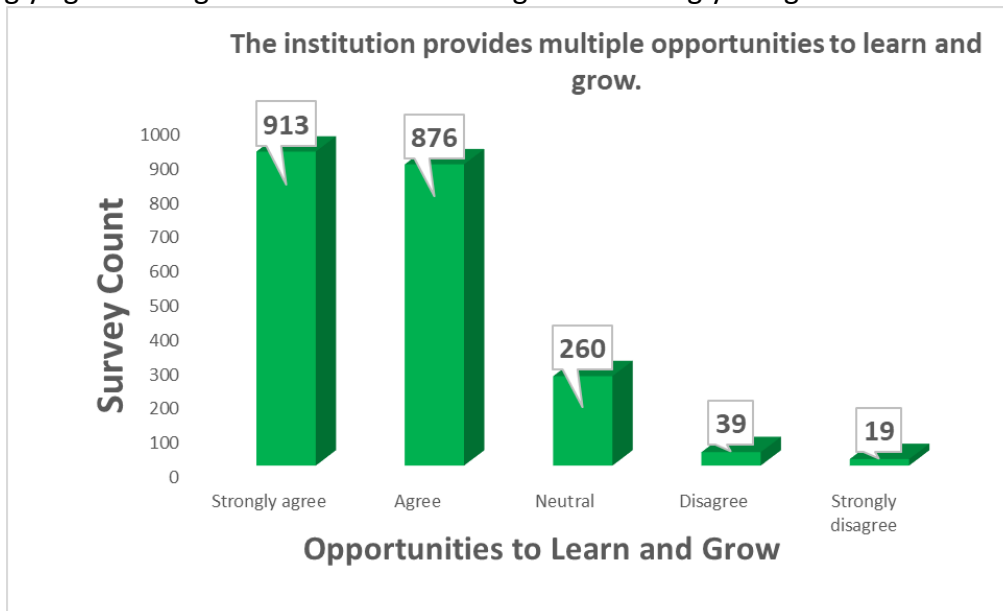
8. THE TEACHING AND MENTORING PROCESS IN THE INSTITUTION FACILITATES YOU IN COGNITIVE, SOCIAL AND EMOTIONAL GROWTH.

- 4 – Excellently
- 3 – Very well
- 2 – Moderately
- 1 – Marginally
- 0– Not at all



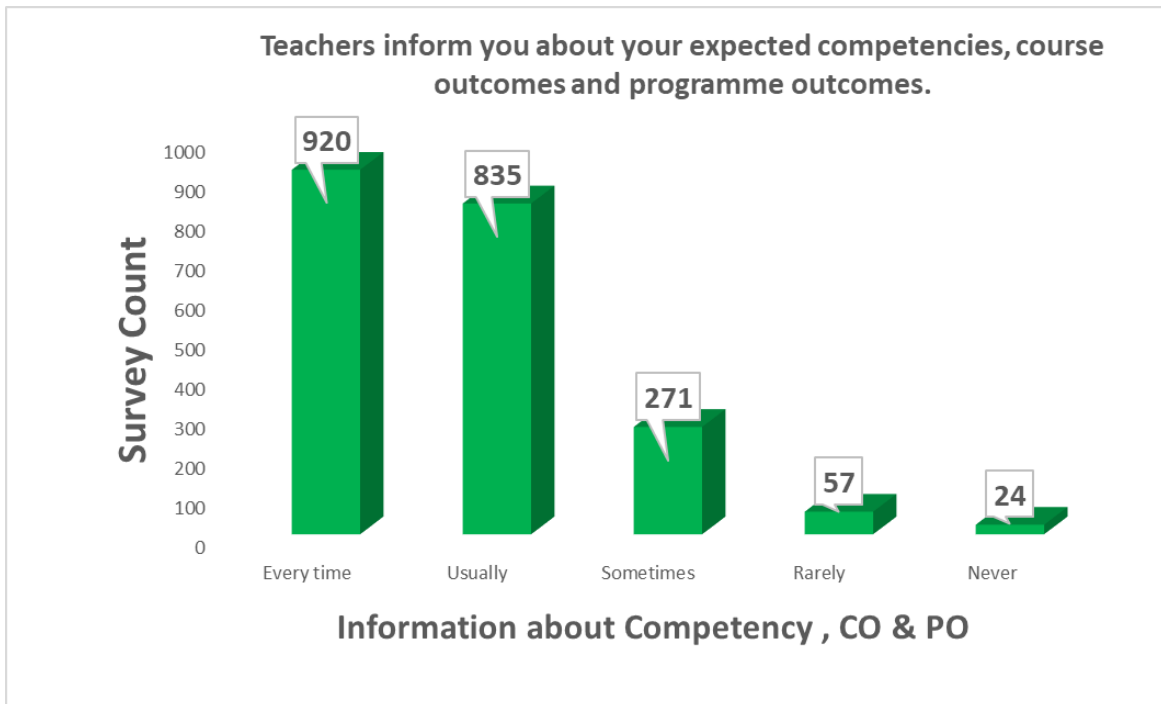
9. THE INSTITUTION PROVIDES MULTIPLE OPPORTUNITIES TO LEARN AND GROW.

- 4 – Strongly agree
- 3 – Agree
- 2 – Neutral
- 1 – Disagree
- 0– Strongly disagree



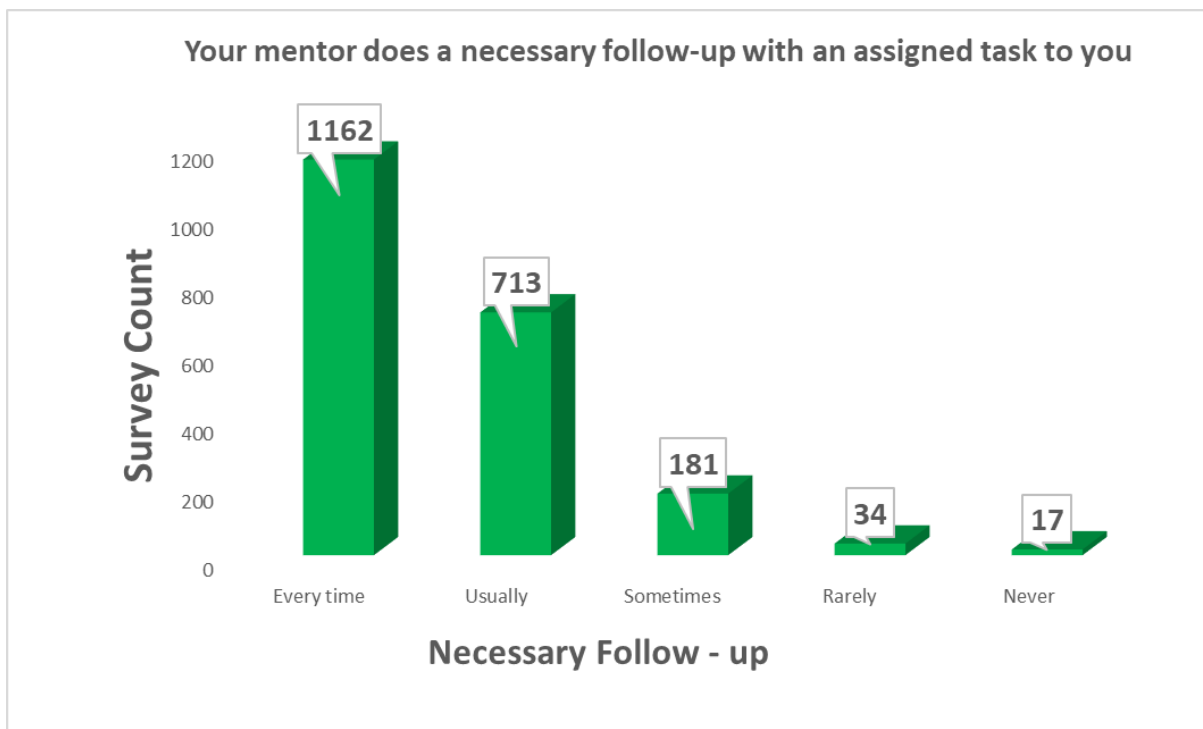
10. TEACHERS INFORM YOU ABOUT YOUR EXPECTED COMPETENCIES, COURSE OUTCOMES AND PROGRAMME OUTCOMES.

4 – Every time 3 – Usually 2– Occasionally/Sometimes 1 – Rarely 0– Never



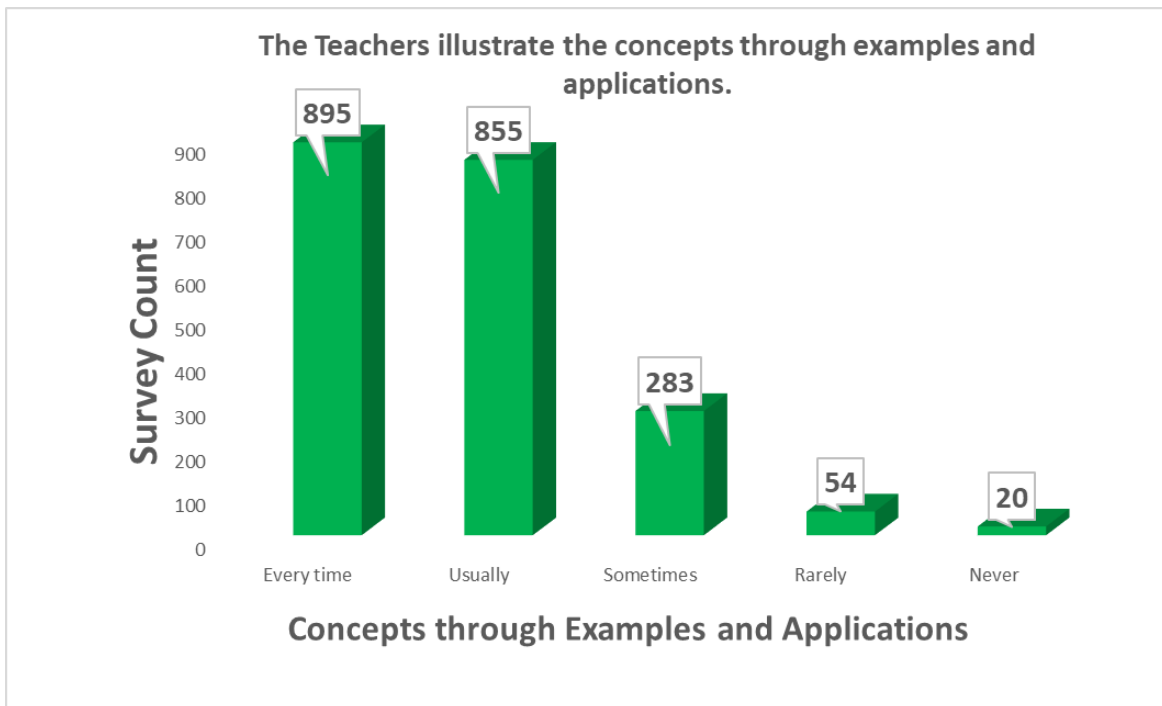
11. YOUR MENTOR DOES A NECESSARY FOLLOW-UP WITH AN ASSIGNED TASK TO YOU.

4 – Every time 3 – Usually 2 – Occasionally/Sometimes 1 – Rarely 0 – Never



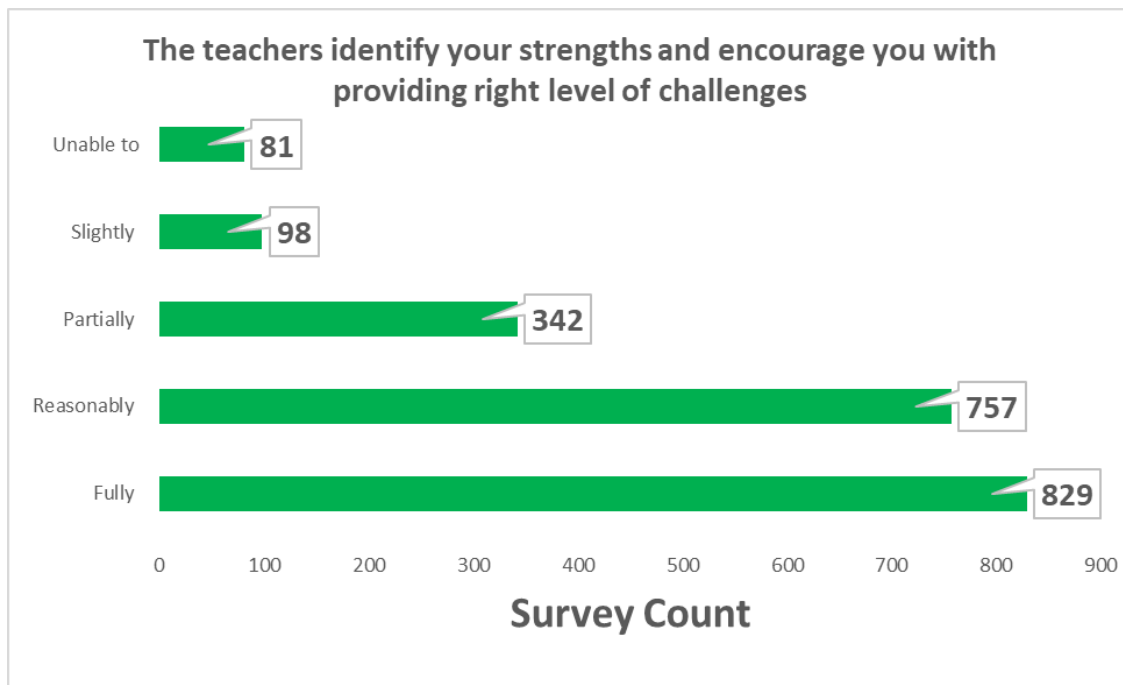
12. THE TEACHERS ILLUSTRATE THE CONCEPTS THROUGH EXAMPLES AND APPLICATIONS.

4 – Every time 3 – Usually 2 – Occasionally/Sometimes 1 – Rarely 0 – Never



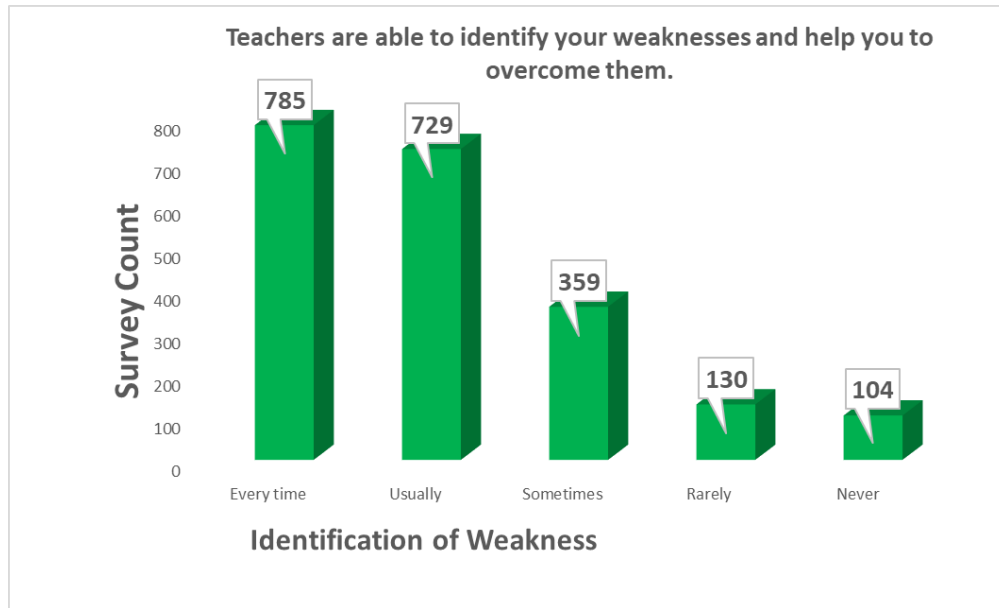
13. THE TEACHERS IDENTIFY YOUR STRENGTHS AND ENCOURAGE YOU WITH PROVIDING RIGHT LEVEL OF CHALLENGES.

4 – Fully 3 – Reasonably 2 – Partially 1 – Slightly 0 – Unable to



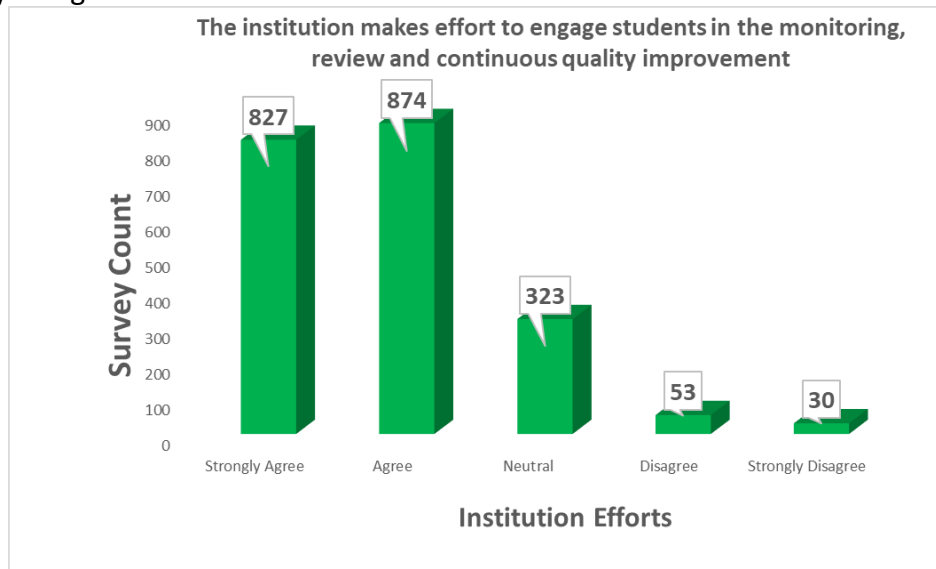
14. TEACHERS ARE ABLE TO IDENTIFY YOUR WEAKNESSES AND HELP YOU TO OVERCOME THEM.

4 – Every time 3 – Usually 2 – Occasionally/Sometimes 1 – Rarely 0 – Never



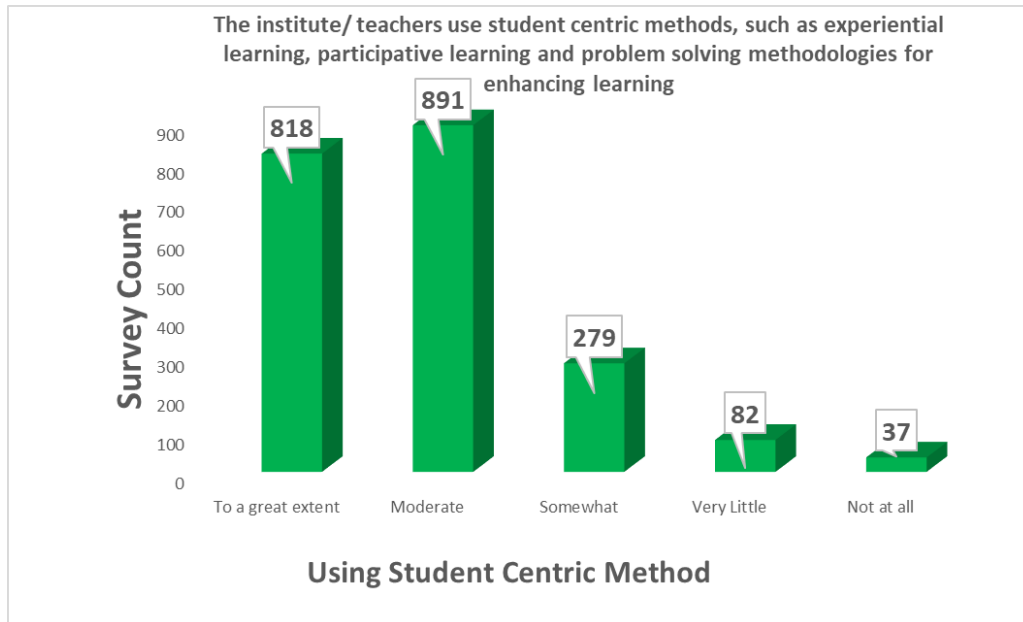
15. THE INSTITUTION MAKES EFFORT TO ENGAGE STUDENTS IN THE MONITORING, REVIEW AND CONTINUOUS QUALITY IMPROVEMENT OF THE TEACHING LEARNING PROCESS.

4 – Strongly Agree
3 – Agree
2 – Neutral
1 – Disagree
0 – Strongly Disagree



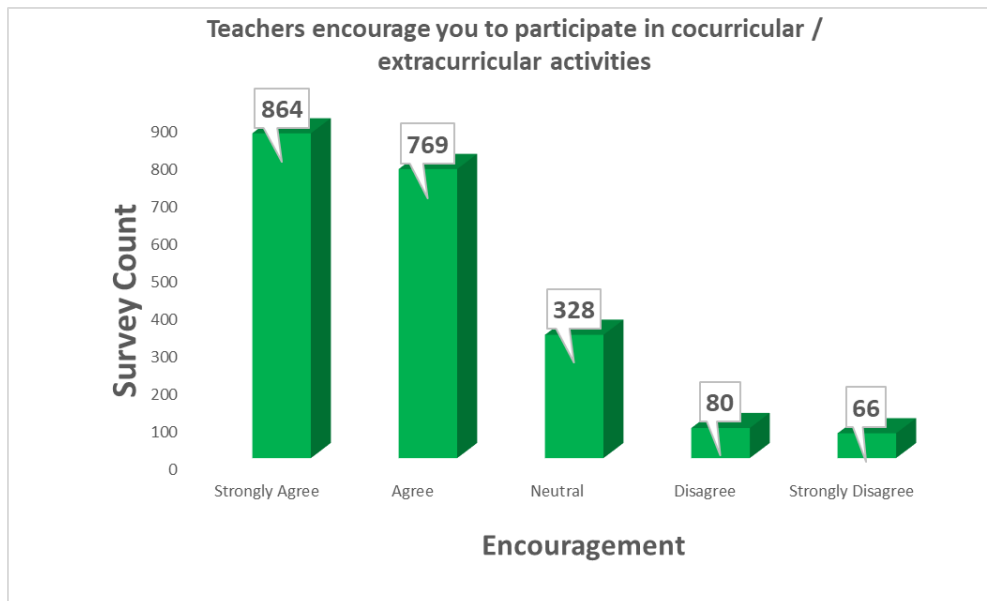
16. THE INSTITUTE/ TEACHERS USE STUDENT CENTRIC METHODS, SUCH AS EXPERIENTIAL LEARNING, PARTICIPATIVE LEARNING AND PROBLEM SOLVING METHODOLOGIES FOR ENHANCING LEARNING

4 – To a great extent 3 – Moderate 2 – Somewhat 1 – Very little 0 – Not at all



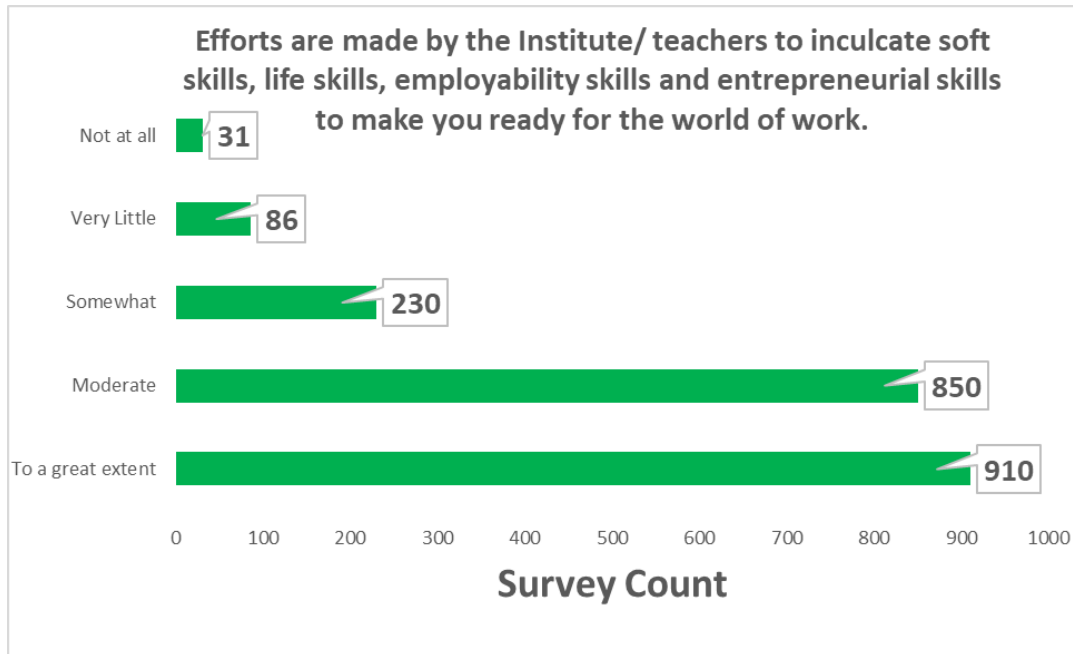
17. TEACHERS ENCOURAGE YOU TO PARTICIPATE IN COCURRICULAR / EXTRACURRICULAR ACTIVITIES.

4 – Strongly agree 3 – Agree 2 – Neutral 1 – Disagree 0 – Strongly disagree



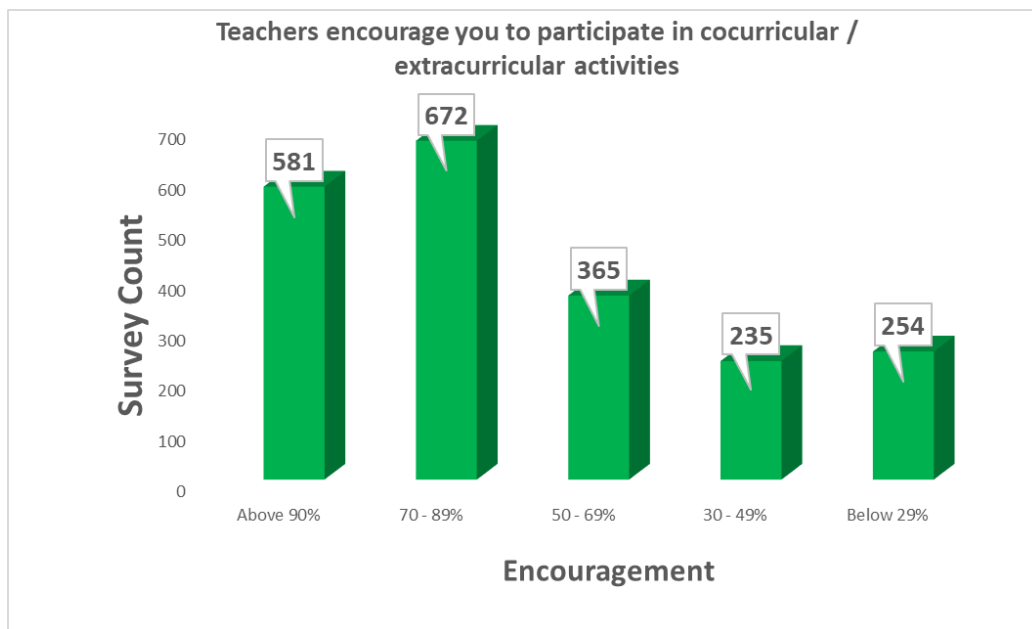
18. EFFORTS ARE MADE BY THE INSTITUTE/ TEACHERS TO INCULCATE SOFT SKILLS, LIFE SKILLS, EMPLOYABILITY SKILLS AND ENTREPRENEURIAL SKILLS TO MAKE YOU READY FOR THE WORLD OF WORK.

4 – To a great extent 3 – Moderate 2 – Somewhat 1 – Very little 0 – Not at all



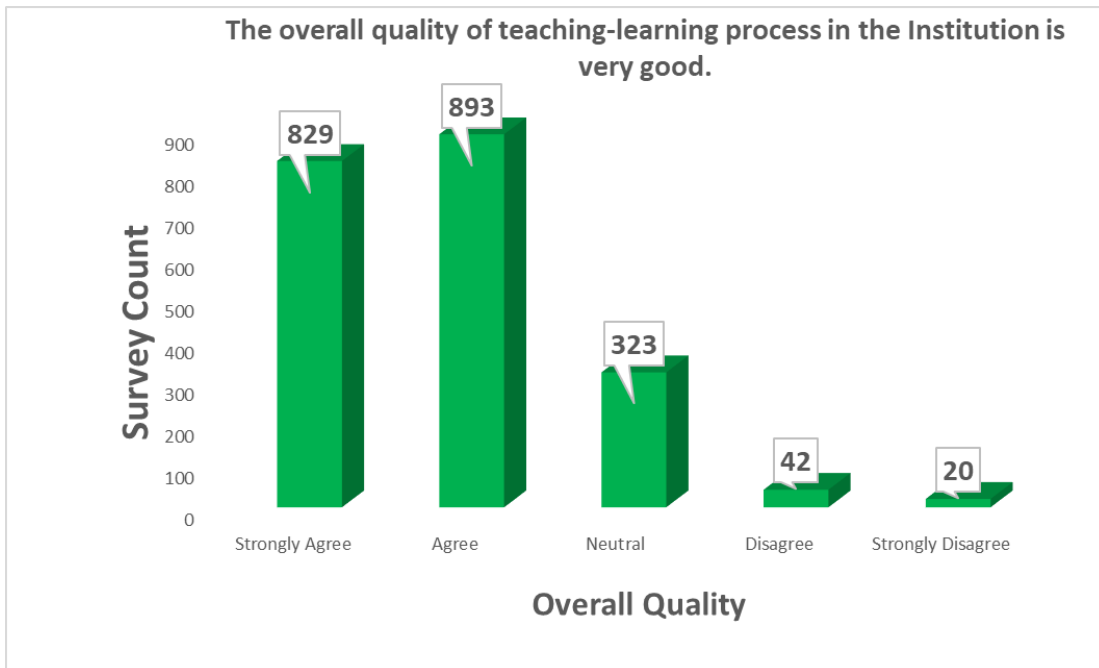
19. WHAT PERCENTAGE OF TEACHERS USE ICT TOOLS SUCH AS LCD PROJECTOR, MULTIMEDIA, ETC. WHILE TEACHING?

4 – Above 90% 3 – 70 – 89% 2 – 50 – 69% 1 – 30 – 49% 0– Below 29%



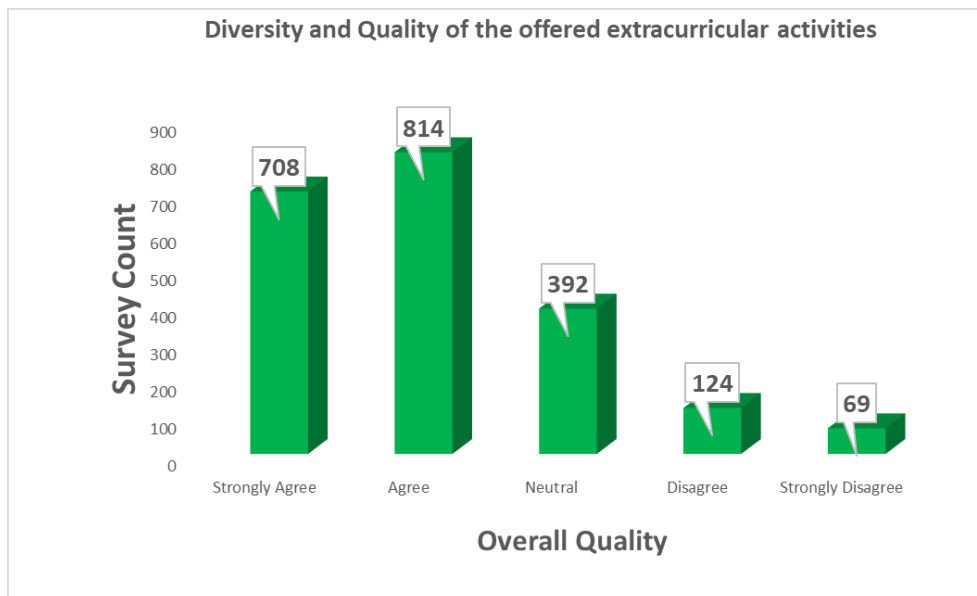
20. THE OVERALL QUALITY OF TEACHING-LEARNING PROCESS IN THE INSTITUTION IS VERY GOOD.

4 – Strongly agree 3 – Agree 2 – Neutral 1 – Disagree 0 – Strongly disagree



21. HOW SATISFIED ARE YOU WITH THE DIVERSITY AND QUALITY OF THE OFFERED EXTRACURRICULAR ACTIVITIES?

4 – Strongly agree 3 – Agree 2 – Neutral 1 – Disagree 0 – Strongly disagree

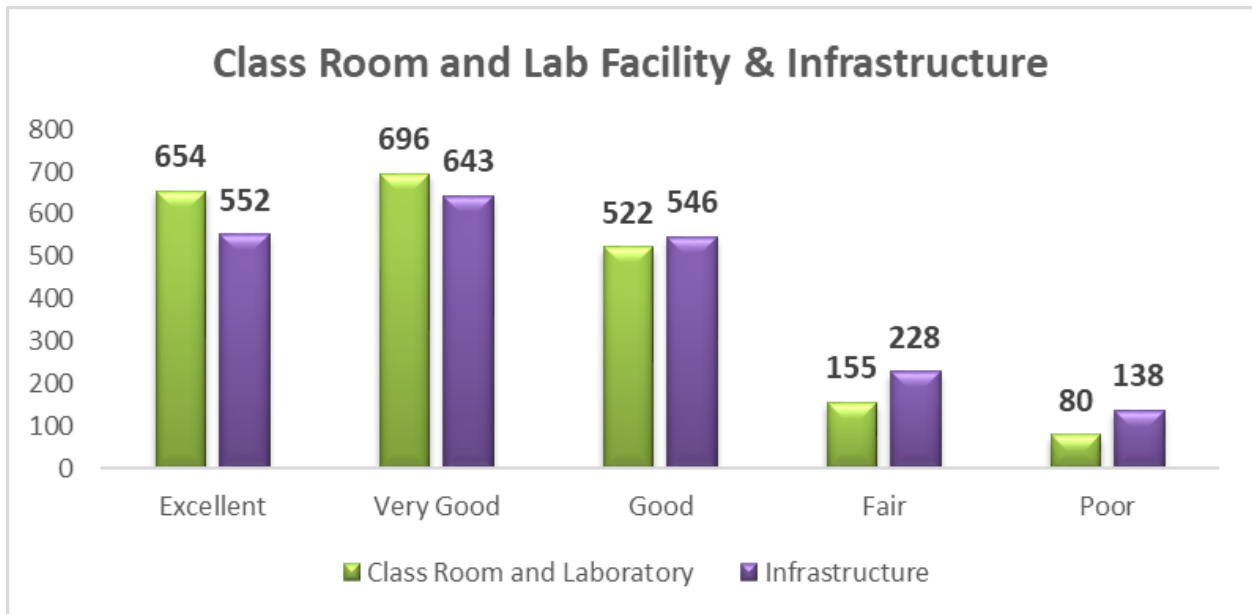


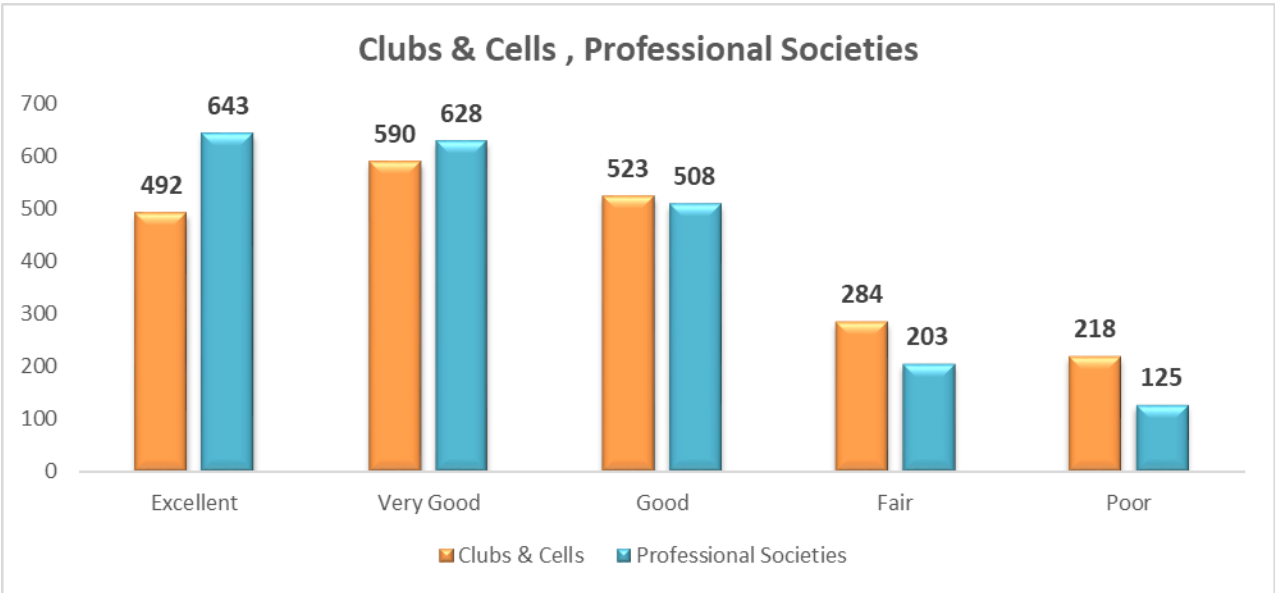
22. HOW EASY IT IS TO GET THE RESOURCES YOU NEED FROM THE INSTITUTE LIBRARY?

4 – Everytime 3 – Usually 2 – Sometimes 1 – Rarely 0 – Never

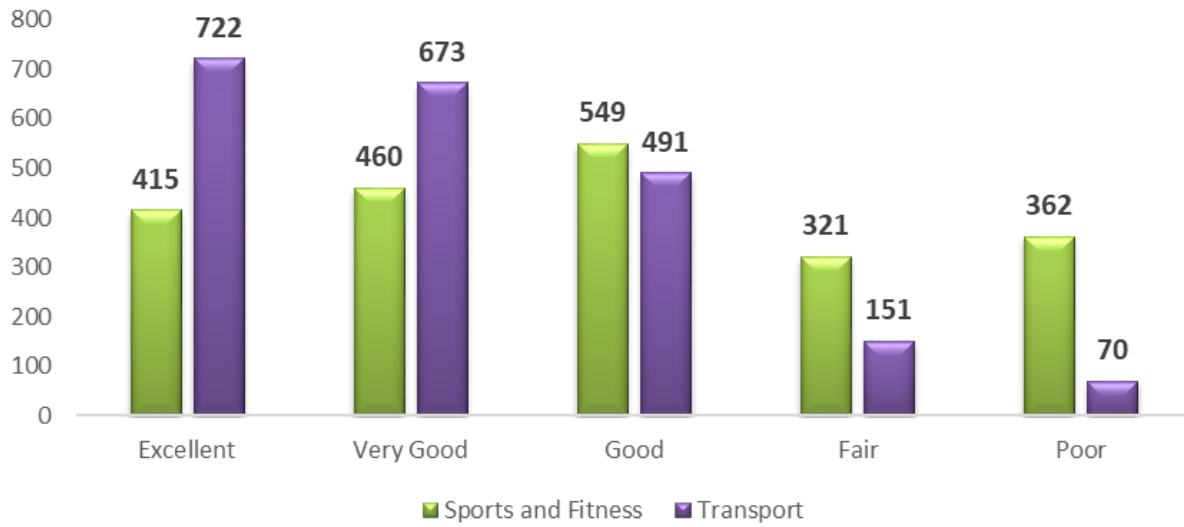


23. HOW WOULD YOU RATE THE FOLLOWING SERVICES / FACILITIES AT THE INSTITUTE

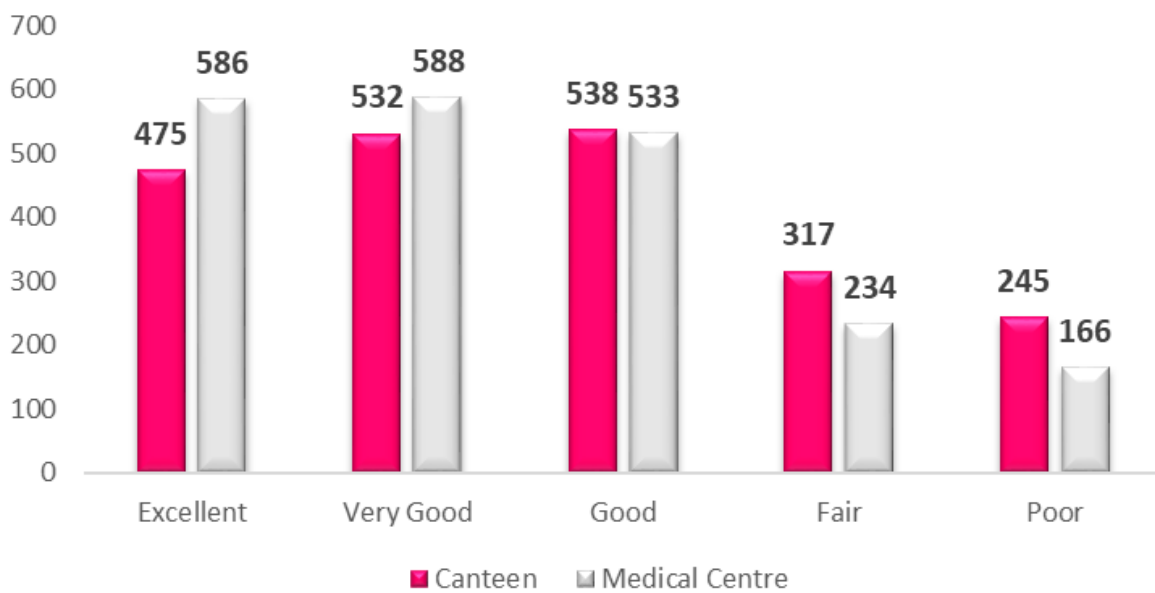




Sports and Fitness , Transport



Canteen & Medical Centre



24. GIVE THREE OBSERVATION / SUGGESTIONS TO IMPROVE THE OVERALL TEACHING – LEARNING EXPERIENCE IN YOUR INSTITUTION.

- Need More Virtual Classes / Video Classes
- Number of Industrial Visit can be Improved
- Separate Coding Classes can be conducted
- Need More number of Club and Sports Activities
- Doubt Clearing Session can be conducted every week
- Canteen Facility can be Improved
- Number of Hands – on Training / Workshop can be increased
- More Co Curricular and Extra Curricular activities can be conducted periodically
- Need Some Motivational Session



SAI RAM INSTITUTE OF TECHNOLOGY

An Autonomous Institution | Affiliated to Anna University & Approved by AICTE, New Delhi
Accredited by NBA and NAAC "A+" | An ISO 9001:2015 Certified and MHRD NIRF ranked institution
Sai Leo Nagar, West Tambaram, Chennai - 600 044. www.sairamit.edu.in



Ref :

Date: 30.10.2022

CIRCULAR

Sub : SSIT, Ch-44, Institution to the IQAC members to attend the meeting regarding Student Satisfaction Survey for the Academic Year 2021-22

It is informed that regarding the results of Student Satisfaction Survey for the Academic year 2021-22, there will be a meeting 30/10/2022 at 02.00pm in the First Floor Conference Hall. In this regard all the IQAC members are asked to attend the meeting without fail.

Agenda : "Results of Student Satisfaction Survey"

1. Inplant Training and Internship
2. Industrial Visit
3. Effective use of ICT with Learning Management Systems(LMS)
4. About SAIL App
5. To Improve Student Centric methods, Such as Practical Classes, Experimental Learning, Problem Solving, Video Classes
6. About Student's Co-curricular and Extra-curricular Activities
7. Online Course - Certification Exams
8. Participation in Hackathon , E-Vehicle and Robot Competition
9. Lecture Material Preparation
10. Interaction with outside world - Alumni , Industry Expert
11. Sairam Innovation Eco System
12. Training and Placement

PRINCIPAL

Dr.K.PALANI KUMAR

PRINCIPAL

SRI SAIRAM INSTITUTE OF TECHNOLOGY
SAI LEO NAGAR, CHENNAI-600 044.



Sri SAI RAM INSTITUTE OF TECHNOLOGY

An Autonomous Institution | Affiliated to Anna University & Approved by AICTE, New Delhi
Accredited by NBA and NAAC "A+" | An ISO 9001:2015 Certified and MHRD NIRF ranked institution
Sai Leo Nagar, West Tambaram, Chennai - 600 044. www.sairamit.edu.in



Minutes of the Meeting with Principal on 30/10/2022

Venue : Conference Hall (First Floor)

Subject : Student Satisfaction Survey – (2021-22)

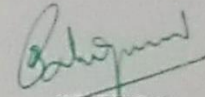
Attendance : IQAC & NAAC Co-ordinators , All Department Head , Placement Officer , Librarian, Physical Director

Points Discussed :

- **PROMOTING INTERNSHIP, STUDENT EXCHANGE, FIELD VISIT OPPORTUNITIES FOR STUDENTS.**
 1. **Internships** and **In-plant training** in students' core domains are encouraged. They must complete 45 days of internship over the course of four years.
 2. Every semester, students must be brought to an **Industrial Visit** in order to impose practical knowledge.
- **TEACHERS INFORM YOU ABOUT YOUR EXPECTED COMPETENCIES, COURSE OUTCOMES AND PROGRAMME OUTCOMES.**
- **THE TEACHERS ILLUSTRATE THE CONCEPTS THROUGH EXAMPLES AND APPLICATIONS.**
 1. Faculty must upload the syllabus along with course outcomes and Knowledge levels in the Google Class Room
 2. The principal insisted on using **ICT** for an effective learning management system.
 3. Methods based primarily on students, such as practical classes, experimental learning, problem solving, and video classes, must be improved.
 4. The principal explained the **SAIL** app and advised the faculty to conduct at least 10 Objective Tests for each course.
 5. All the **Lecture Materials** and **Lab Manuals** must be uploaded in Google Class Room
 6. Conduct a **Guest Lecture** for each subject.

7. Arrange **SEMINARS** with **Industry Professionals** or **Alumni** for students to fill **Curriculum Gaps** and improve **Practical Knowledge**, either online or in person.
- **THE INSTITUTION PROVIDES MULTIPLE OPPORTUNITIES TO LEARN AND GROW**
 - **TEACHERS ENCOURAGE YOU TO PARTICIPATE IN COCURRICULAR / EXTRACURRICULAR ACTIVITIES.**
1. Mentors must encourage students to participate in **Extracurricular** and **Cocurricular** activities.
 2. Every week, mentors must monitor students' performance in **Skillrack**.
 3. All students must participate in a **Placement Training Programme** to improve their soft skills, technical skills, and aptitude through comprehensive analysis.
 4. Students should be encouraged to complete the **NPTEL course**
 5. Encourage students to take **Online Certification** exams such as Redhat, AWS, JAVA, and others.
 6. Students are encouraged to take part in the **Hackathon**.
 7. Project Guide encourage students to register their live in lab work for **Patent**.

- TEACHERS ARE ABLE TO IDENTIFY YOUR WEAKNESSES AND HELP YOU TO OVERCOME THEM.
 - YOUR MENTOR DOES A NECESSARY FOLLOW-UP WITH AN ASSIGNED TASK TO YOU
 - THE TEACHERS IDENTIFY YOUR STRENGTHS AND ENCOURAGE YOU WITH PROVIDING RIGHT LEVEL OF CHALLENGES.
1. Mentors must interact with students on a regular basis and monitor their progress.



PRINCIPAL

Dr.K.PALANI KUMAR
PRINCIPAL
SRI SAIRAM INSTITUTE OF TECHNOLOGY
SAI LEO NAGAR, CHENNAI-600 111

Code	System	Version	Manufacturer	Model	Year	Category	Brand	Country	Weight (kg)	Power (W)	Capacity (L)	Speed (km/h)	Max. Alt. (m)	Max. Slope (%)	Max. Temp. (°C)	Max. Humidity (%)	Max. Vibration (g)	Max. Shock (g)	Max. Noise (dB)	Max. Emissions (g/h)	Max. Fuel (L/h)	Max. Air (L/h)	Max. Water (L/h)	Max. Oil (L/h)	Max. Gas (L/h)	Max. CO2 (g/h)	Max. SOx (g/h)	Max. NOx (g/h)	Max. PM10 (g/h)	Max. PM2.5 (g/h)	Max. TSP (g/h)	Max. Other (g/h)
85000-10-10-10	Compressor System	2022	ABB	10-10-10	10-10-10	10-10-10	ABB	Sweden	100	1000	1000	100	10	100	100	100	100	100	100	100	100	100	100	100	100	100	100	100	100	100	100	

Year	Year of the 2000s	Year of the 1990s	Year of the 1980s	Year of the 1970s	Year of the 1960s	Year of the 1950s	Year of the 1940s	Year of the 1930s	Year of the 1920s	Year of the 1910s	Year of the 1900s	Year of the 1800s	Year of the 1700s	Year of the 1600s	Year of the 1500s	Year of the 1400s	Year of the 1300s	Year of the 1200s	Year of the 1100s	Year of the 1000s	Year of the 900s	Year of the 800s	Year of the 700s	Year of the 600s	Year of the 500s	Year of the 400s	Year of the 300s	Year of the 200s	Year of the 100s	Year of the 0s
2000-01-01	2000-01-01	1999-12-31	1999-12-31	1999-12-31	1999-12-31	1999-12-31	1999-12-31	1999-12-31	1999-12-31	1999-12-31	1999-12-31	1999-12-31	1999-12-31	1999-12-31	1999-12-31	1999-12-31	1999-12-31	1999-12-31	1999-12-31	1999-12-31	1999-12-31	1999-12-31	1999-12-31	1999-12-31	1999-12-31	1999-12-31	1999-12-31	1999-12-31	1999-12-31	1999-12-31

Sector		Industry Group		Company Name		Market Cap		Revenue		Profit		EPS		Dividend		P/E Ratio		Beta		Analyst Rating		Target Price	
ID	Code	Symbol	Industry	Company	Market Cap	Revenue	Profit	EPS	Dividend	P/E Ratio	Beta	Rating	Target	Rating	Target	Rating	Target	Rating	Target	Rating	Target	Rating	Target
4320000001	01	Agribusiness	Food	ADM	\$54.2B	\$53.1B	\$2.5B	\$2.31	\$0.87	10.0	1.0	Hold	\$30.00	Buy	\$45.00	Buy	\$40.00	Buy	0.7	Buy	Buy	\$40.00	\$45.00
4320000002	01	Agribusiness	Food	Archer-Daniels-Midland	\$20.1B	\$19.8B	\$1.2B	\$1.02	\$0.46	10.0	1.0	Hold	\$30.00	Buy	\$45.00	Buy	\$40.00	Buy	0.7	Buy	Buy	\$40.00	\$45.00
4320000003	01	Agribusiness	Food	ConAgra Foods	\$14.5B	\$14.3B	\$0.9B	\$0.82	\$0.40	10.0	1.0	Hold	\$30.00	Buy	\$45.00	Buy	\$40.00	Buy	0.7	Buy	Buy	\$40.00	\$45.00
4320000004	01	Agribusiness	Food	Archer-Daniels-Midland	\$19.8B	\$19.5B	\$1.2B	\$1.02	\$0.46	10.0	1.0	Hold	\$30.00	Buy	\$45.00	Buy	\$40.00	Buy	0.7	Buy	Buy	\$40.00	\$45.00
4320000005	01	Agribusiness	Food	Archer-Daniels-Midland	\$19.8B	\$19.5B	\$1.2B	\$1.02	\$0.46	10.0	1.0	Hold	\$30.00	Buy	\$45.00	Buy	\$40.00	Buy	0.7	Buy	Buy	\$40.00	\$45.00
4320000006	01	Agribusiness	Food	Archer-Daniels-Midland	\$19.8B	\$19.5B	\$1.2B	\$1.02	\$0.46	10.0	1.0	Hold	\$30.00	Buy	\$45.00	Buy	\$40.00	Buy	0.7	Buy	Buy	\$40.00	\$45.00
4320000007	01	Agribusiness	Food	Archer-Daniels-Midland	\$19.8B	\$19.5B	\$1.2B	\$1.02	\$0.46	10.0	1.0	Hold	\$30.00	Buy	\$45.00	Buy	\$40.00	Buy	0.7	Buy	Buy	\$40.00	\$45.00
4320000008	01	Agribusiness	Food	Archer-Daniels-Midland	\$19.8B	\$19.5B	\$1.2B	\$1.02	\$0.46	10.0	1.0	Hold	\$30.00	Buy	\$45.00	Buy	\$40.00	Buy	0.7	Buy	Buy	\$40.00	\$45.00
4320000009	01	Agribusiness	Food	Archer-Daniels-Midland	\$19.8B	\$19.5B	\$1.2B	\$1.02	\$0.46	10.0	1.0	Hold	\$30.00	Buy	\$45.00	Buy	\$40.00	Buy	0.7	Buy	Buy	\$40.00	\$45.00
4320000010	01	Agribusiness	Food	Archer-Daniels-Midland	\$19.8B	\$19.5B	\$1.2B	\$1.02	\$0.46	10.0	1.0	Hold	\$30.00	Buy	\$45.00	Buy	\$40.00	Buy	0.7	Buy	Buy	\$40.00	\$45.00
4320000011	01	Agribusiness	Food	Archer-Daniels-Midland	\$19.8B	\$19.5B	\$1.2B	\$1.02	\$0.46	10.0	1.0	Hold	\$30.00	Buy	\$45.00	Buy	\$40.00	Buy	0.7	Buy	Buy	\$40.00	\$45.00
4320000012	01	Agribusiness	Food	Archer-Daniels-Midland	\$19.8B	\$19.5B	\$1.2B	\$1.02	\$0.46	10.0	1.0	Hold	\$30.00	Buy	\$45.00	Buy	\$40.00	Buy	0.7	Buy	Buy	\$40.00	\$45.00
4320000013	01	Agribusiness	Food	Archer-Daniels-Midland	\$19.8B	\$19.5B	\$1.2B	\$1.02	\$0.46	10.0	1.0	Hold	\$30.00	Buy	\$45.00	Buy	\$40.00	Buy	0.7	Buy	Buy	\$40.00	\$45.00
4320000014	01	Agribusiness	Food	Archer-Daniels-Midland	\$19.8B	\$19.5B	\$1.2B	\$1.02	\$0.46	10.0	1.0	Hold	\$30.00	Buy	\$45.00	Buy	\$40.00	Buy	0.7	Buy	Buy	\$40.00	\$45.00
4320000015	01	Agribusiness	Food	Archer-Daniels-Midland	\$19.8B	\$19.5B	\$1.2B	\$1.02	\$0.46	10.0	1.0	Hold	\$30.00	Buy	\$45.00	Buy	\$40.00	Buy	0.7	Buy	Buy	\$40.00	\$45.00
4320000016	01	Agribusiness	Food	Archer-Daniels-Midland	\$19.8B	\$19.5B	\$1.2B	\$1.02	\$0.46	10.0	1.0	Hold	\$30.00	Buy	\$45.00	Buy	\$40.00	Buy	0.7	Buy	Buy	\$40.00	\$45.00
4320000017	01	Agribusiness	Food	Archer-Daniels-Midland	\$19.8B	\$19.5B	\$1.2B	\$1.02	\$0.46	10.0	1.0	Hold	\$30.00	Buy	\$45.00	Buy	\$40.00	Buy	0.7	Buy	Buy	\$40.00	\$45.00
4320000018	01	Agribusiness	Food	Archer-Daniels-Midland	\$19.8B	\$19.5B	\$1.2B	\$1.02	\$0.46	10.0	1.0	Hold	\$30.00	Buy	\$45.00	Buy	\$40.00	Buy	0.7	Buy	Buy	\$40.00	\$45.00
4320000019	01	Agribusiness	Food	Archer-Daniels-Midland	\$19.8B	\$19.5B	\$1.2B	\$1.02	\$0.46	10.0	1.0	Hold	\$30.00	Buy	\$45.00	Buy	\$40.00	Buy	0.7	Buy	Buy	\$40.00	\$45.00
4320000020	01	Agribusiness	Food	Archer-Daniels-Midland	\$19.8B	\$19.5B	\$1.2B	\$1.02	\$0.46	10.0	1.0	Hold	\$30.00	Buy	\$45.00	Buy	\$40.00	Buy	0.7	Buy	Buy	\$40.00	\$45.00

Year	Project Name	Location	Start Date	End Date	Phase	Design	Construction	Operation	Maintenance	Decommissioning	Other	Notes
2000-01-01	1. Project Name	2. Location	3. Start Date	4. End Date	5. Phase	6. Design	7. Construction	8. Operation	9. Maintenance	10. Decommissioning	11. Other	12. Notes

Reference	Organization	Activity	Location	Start	End	Category	Priority	Status	Lead	Team	Notes
42022001-0001	UNICEF	Emergency Relief	East Asia and Pacific	2001	2003	Emergency Relief	High	Completed	John H. Coatsworth	East Asia and Pacific	Emergency relief for children in East Asia and Pacific region.
42022001-0002	UNICEF	Emergency Relief	Latin America and the Caribbean	2001	2003	Emergency Relief	High	Completed	John H. Coatsworth	Latin America and the Caribbean	Emergency relief for children in Latin America and the Caribbean region.
42022001-0003	UNICEF	Emergency Relief	Sub-Saharan Africa	2001	2003	Emergency Relief	High	Completed	John H. Coatsworth	Sub-Saharan Africa	Emergency relief for children in Sub-Saharan Africa region.
42022001-0004	UNICEF	Emergency Relief	South and Central Asia	2001	2003	Emergency Relief	High	Completed	John H. Coatsworth	South and Central Asia	Emergency relief for children in South and Central Asia region.
42022001-0005	UNICEF	Emergency Relief	Worldwide	2001	2003	Emergency Relief	High	Completed	John H. Coatsworth	Worldwide	Emergency relief for children worldwide.
42022001-0006	UNICEF	Emergency Relief	East Asia and Pacific	2001	2003	Emergency Relief	High	Completed	John H. Coatsworth	East Asia and Pacific	Emergency relief for children in East Asia and Pacific region.
42022001-0007	UNICEF	Emergency Relief	Latin America and the Caribbean	2001	2003	Emergency Relief	High	Completed	John H. Coatsworth	Latin America and the Caribbean	Emergency relief for children in Latin America and the Caribbean region.
42022001-0008	UNICEF	Emergency Relief	Sub-Saharan Africa	2001	2003	Emergency Relief	High	Completed	John H. Coatsworth	Sub-Saharan Africa	Emergency relief for children in Sub-Saharan Africa region.
42022001-0009	UNICEF	Emergency Relief	South and Central Asia	2001	2003	Emergency Relief	High	Completed	John H. Coatsworth	South and Central Asia	Emergency relief for children in South and Central Asia region.
42022001-0010	UNICEF	Emergency Relief	Worldwide	2001	2003	Emergency Relief	High	Completed	John H. Coatsworth	Worldwide	Emergency relief for children worldwide.



PRINCIPAL

PRINCIPAL
SRI SAI RAM INSTITUTE OF TECHNOLOGY
SAI LEO NAGAR, CHENNAI - 600 044